

## Learner's Permit Test Questions (1)


1 Even when proceeding on a one-way street, vehicles may not drive on the right hand side of the road.

2  A traffic sign as shown in the figure designates either a pedestrian crossing or bicycle crossing.

3 Overtaking mopeds is permitted, even where overtaking other vehicles is prohibited.

4 It is important for drivers not to be selfish, but to have a give-and-take spirit, to consider others, and respect pedestrians and/or other drivers.

5 When vehicular lanes are designated by a yellow line, vehicles must not cross the line, even when making a left or right turn.

6  A traffic sign as shown in the figure designates a road that is closed to regular passenger vehicles, large-size motorcycles and regular motorcycles only.

7 Drivers must not attempt to overtake when it will not be possible to re-enter the left-hand lane without obstructing the progress of the vehicle ahead.


8  In the situation shown in the figure, when traffic signal ① at the intersection is green, vehicles proceeding in the direction indicated by the arrow may execute a left turn even if traffic signal ② is red.

9 "Braking distance" means the distance from the point at which the driver detects danger to the point at which the driver depresses the brake pedal and the brakes start to operate.

10  The arrow shown in the figure indicates the correct way to execute a right turn.

11 When a vehicle may be forced to stop in an intersection due to congestion and may obstruct the flow of cross traffic, the vehicle must not enter the intersection, even if the signal is green.

12 Automobiles and mopeds may proceed on the side strip when the road is congested.

13  When executing a right turn at an intersection where a traffic sign as shown in the figure is displayed, mopeds must initially approach from as close to the center of the road as possible (excluding one-way streets) and execute a right turn immediately inside the center point of the intersection.

14 Overtaking or passing automobiles or mopeds is prohibited at pedestrian crossings or bicycle crossings or within 30 meters before one.

15 The term "wheelbase differential" refers to the differential that is generated by rear wheels following a path outside the front wheels' turning arc when a vehicle executes a turn.

16 In correct driving posture, the knees are slightly bent when depressing the clutch pedal and the elbows are slightly bent when holding the steering wheel.


17 When a driver passes people with a white or yellow cane, unattended children, senior citizens or others with difficulty walking, he or she may continue to proceed while warning these people by sounding the vehicle's horn.

18 Before changing lanes, drivers must signal after checking the rear view mirror to ensure safety to the rear.

19 When a vehicle is driven on a learner's permit for practice, a "learner driver" sign must be displayed in the designated positions on either the front or rear of the vehicle.

20 Overtaking is prohibited at a railway crossing or within 30 meters before one.

21 When there are pedestrians or cyclists ahead, drivers must be prepared to turn the steering wheel to avoid colliding with them in case they behave in an unexpected manner.

22  Vehicles may execute a left turn from a vehicular lane where there is a pavement marking as shown in the figure.

23 It is advisable for automobiles to proceed at the maximum speed limit in order to make traffic flow smoothly.

24 The designated maximum speed on general roads is 60 km/h for automobiles and 30 km/h for mopeds.

25 If there is a person crossing a pedestrian crossing, and he or she stops when a vehicle approaches, the vehicle may continue to proceed as before.